


















www.ALTRAD-Belle.com

ALTRAD...			Belle...		BarOmix...		FORT...		Limex...			Richard Fraisse...			Plettac...				
																			
COMPACTING...			MIXING...		CONCRETING...		CUTTING...		BREAKING...			MOVING...			WHEELBARROWS...			SCAFFOLDING	

- » Strong heavy duty design & tipping mechanism to handle loads of up to 300kg
- » Climbing ability up to 38 degree inclines.
- » 4 wheel drive mode and removable centre wheel for service.
- » Ideal for small spaces and can pass through doorways.
- » Easy to manoeuvre when turning or on slopes
- » Gearbox with 4 forward gears, reverse gear.
- » 4 x Multipurpose tyres & disc brakes.
- » Faster, more flexible than track driven dumper
- » User and service friendly to maximise productivity.
- » Engine position allows easy access & service.
- » Centre wheel engaging 4 wheel drive when loaded on rough terrain.
- » The lower position of the skip permits fast tipping with no strain or operator fatigue.
- » Perfectly balanced when working with full load
- » Additional bearings to support axle and strengthening plate.
- » Bottom protection plate to avoid damage by stones.

Technical Specifications

Model	BMD 300	
Part No.		BMD01
Engine model	(Honda)	GXV160
Motor Power	(Hp/kW)	5.5/4
Max Travel Speed Forward	(km/h)	6
Max Travel Speed Reverse	(km/h)	2.6
Skip Capacity Level Filled	(Ltr)	113
Skip Capacity Heaped Volume	(Ltr)	134
Maximum Uphill Gradient	(°)	20°
Maximum Downhill Gradient	(°)	20°
Maximum Payload	(kg)	300
Machine Weight	(kg)	155
Tyre Pressure	(bar)	2.1
Friction Wheel Pressure	(bar)	2.4
Machine Width	(mm)	716
Machine Length	(mm)	1588
Machine Length (Tipping)	(mm)	1957
Machine Height	(mm)	925
Machine Height (Tipping)	(mm)	859
Wheel Base	(mm)	528
Noise Level	(dB(A))	101



Large Skip carries up to 300Kg



Steep gradients when fully loaded



Designed to fit through doorways



Carrier wheel disengages for easy wheel change

BMD 300 **Accessories**

Technical Specifications

Flatbed Attachment

Part No.		OPD/01/DIO
Overall Length	(mm)	1550
Overall Width	(mm)	716
Overall Height	(mm)	1030
Surface Area	(m ²)	0.35
Max Payload	(kg)	300
Machine Weight	(kg)	143.2
Flatbed Weight	(kg)	13.2



Flatbed Option

Snow Plough Attachment

Part No.		OPD/10/DIO
Overall Length	(mm)	1810
Overall Width	(mm)	940
Overall Height	(mm)	1150
Machine Weight	(kg)	195
Snow Plough Weight	(kg)	40



Snow Plough Option

Euro Towing Ball

Part No.		OPD/04/DIO
Overall Length	(mm)	1550
Overall Width	(mm)	716
Overall Height	(mm)	925
Ball Size	(mm)	50
Max Towing Weight (flat ground)	(kg)	1000
Max Towing Weight (10° Gradient)	(kg)	350
Max Nose Weight	(kg)	80
Machine Weight	(kg)	147
Attachment Weight	(kg)	17



Towing Ball Option

Towing Ball, 20mm pin

Part No.		OPD/06/DIO
(Specification as above)		

Turf Tyre Kit

Part No.		OPD/05/DIO
Overall Length	(mm)	1550
Overall Width	(mm)	1004
Overall Height	(mm)	1588
Tyre Size	(in)	20 x 10 -8
Machine Weight	(kg)	195
Turf Tyre Weight (per tyre)	(kg)	10
Turf Tyre Pressure	(bar)	1.5



Turf Tyre Option

Skip Loading Ramps

- » Perfect for attaching to the side of a skip, with adjustable legs for uneven ground.
- » 600kg maximum payload.
- » Foldable for easy transportation.
- » Easy 1-person assembly procedure.
- » Made from high grade components conforming to latest quality standards.
- » Designed to the latest European health and safety standards.

Technical Specifications

Model	Skip Loading Ramps	
Part No.	OPD/03/DIO	
A - Length	(mm)	3966
B - Section 1	(mm)	1305
C - Section 2	(mm)	1500
D - Section 3	(mm)	1144
E - Height Max	(mm)	1250
F - Width	(mm)	953
G - Width	(mm)	786
Weight Per Section	(kg)	30



Swing-Out Engine Protection



Triple Filter Air Cleaner

